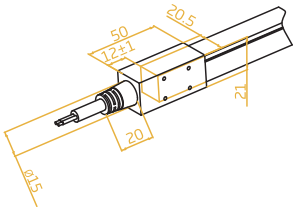


Dual Injection-moulded Front Connector-End



FXN – 1617 – C – DIM- FE

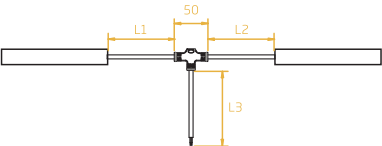


Dual Injection-moulded Middle Connector & Power T-feed



FXN – 1617 – C – DIM – TF

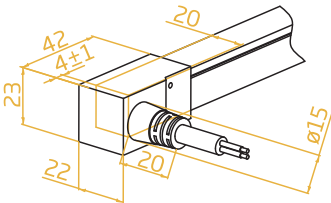
L1 and L2 available in 300mm.  
L3 available in 300mm/1000mm/3000mm.



Dual Injection-moulded Front Connector-Side




FXN – 1617 – C – DIM – FS



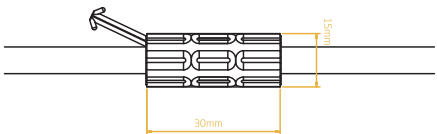
Note:  
1. Unless otherwise stated, the tolerance of the connector is  $\pm 0.5\text{mm}$ ;  
2. To avoid damage from excessive force on cable joint, please keep at least 60mm of cable ahead in the natural state.

Anti-wicking Ferrule



The anti-wicking ferrule is located at 115mm ( $\pm 10\text{mm}$  tolerance) from the connector on the cable.

For protection against water ingress from inside of cable wire and hence damage the light.

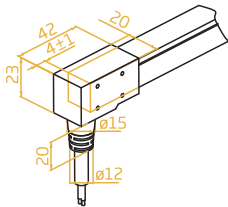


Note:  
1. Unless otherwise stated, the tolerance is  $\pm 0.5\text{mm}$ .  
2. The removal of anti-wicking ferrule will void the warranty if any water ingress caused by it.

Dual Injection-moulded Front Connector-Bottom



FXN – 1617 – C – DIM – FB



Dual Injection-moulded End Cap



FXN – 1617 – C – DIM – EC

